


Virtually Fabulous PD: How to Teach Adults Anything...Anywhere

Dr. Kristie Pretti-Frontczak &
Dr. Julie Causton



Session 4 of Designing and Delivering Inclusive Virtual Professional Development

Week 1- Designing Engaging and Inclusive Content

Week 2- Discovering HOW to Make Virtual Learning Wildly Effective

Week 3- Delivering Virtual PD Using Innovative Technology

Week 4- Delivering PD Like a Boss

Today's WHATs

Use technology to facilitate and support change

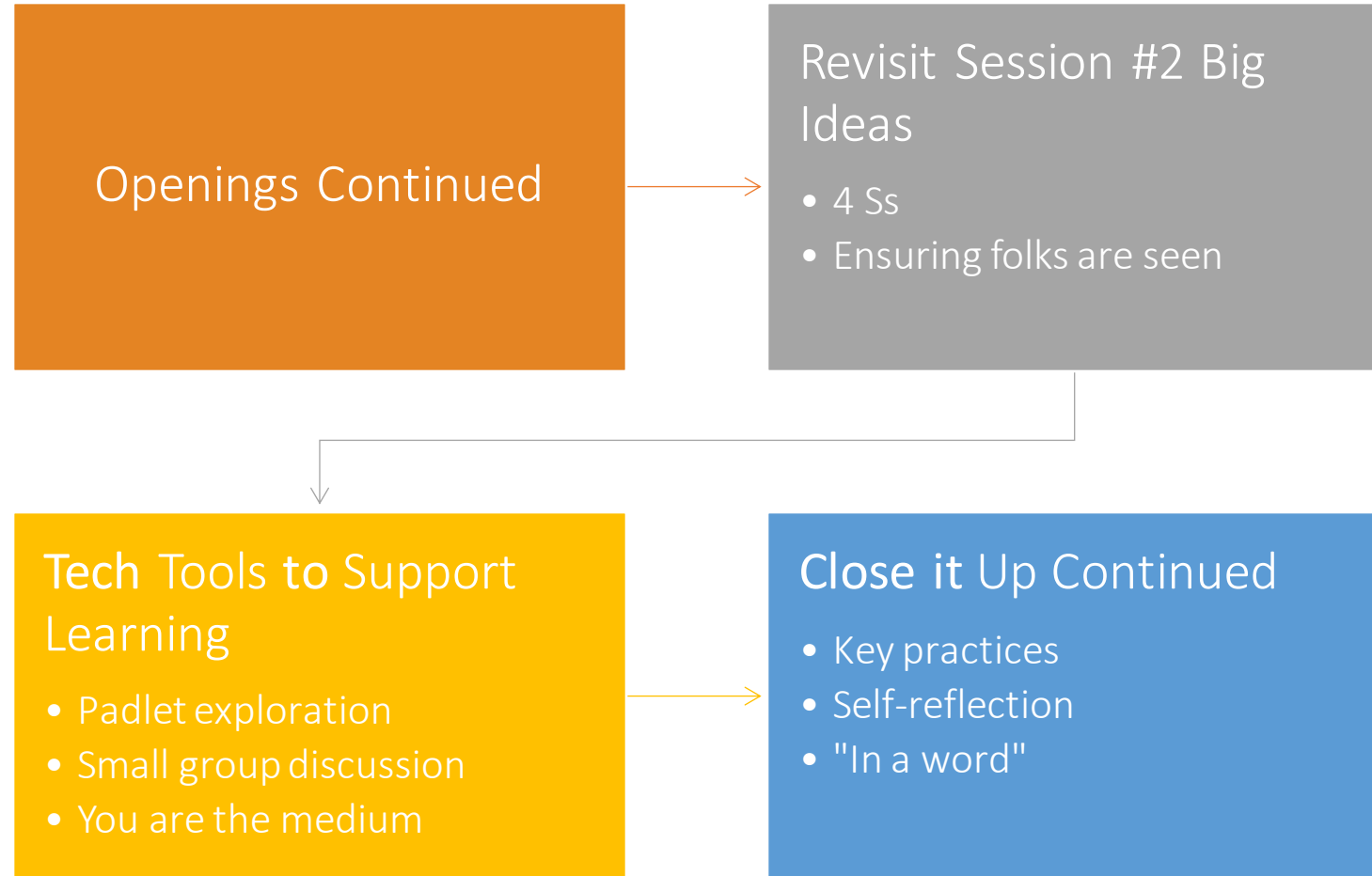
Align your outcomes with web-based tools

Re-design virtual sessions- multiple access points

Learn from our mistakes so you can avoid common pitfalls



Session #3's Big Ideas



Recap: Breakout rooms and small groups...

- Why a breakout?
 - Know your "what"
 - Participants know what to do
- Do you need to assign
 - A facilitator
 - A Co-host
 - Participant roles
- What is your role?
- Provide "static" directions and timelines
- What is expected afterwards?
- Is it a choice?

The 4 S's



ENSURE SAFETY



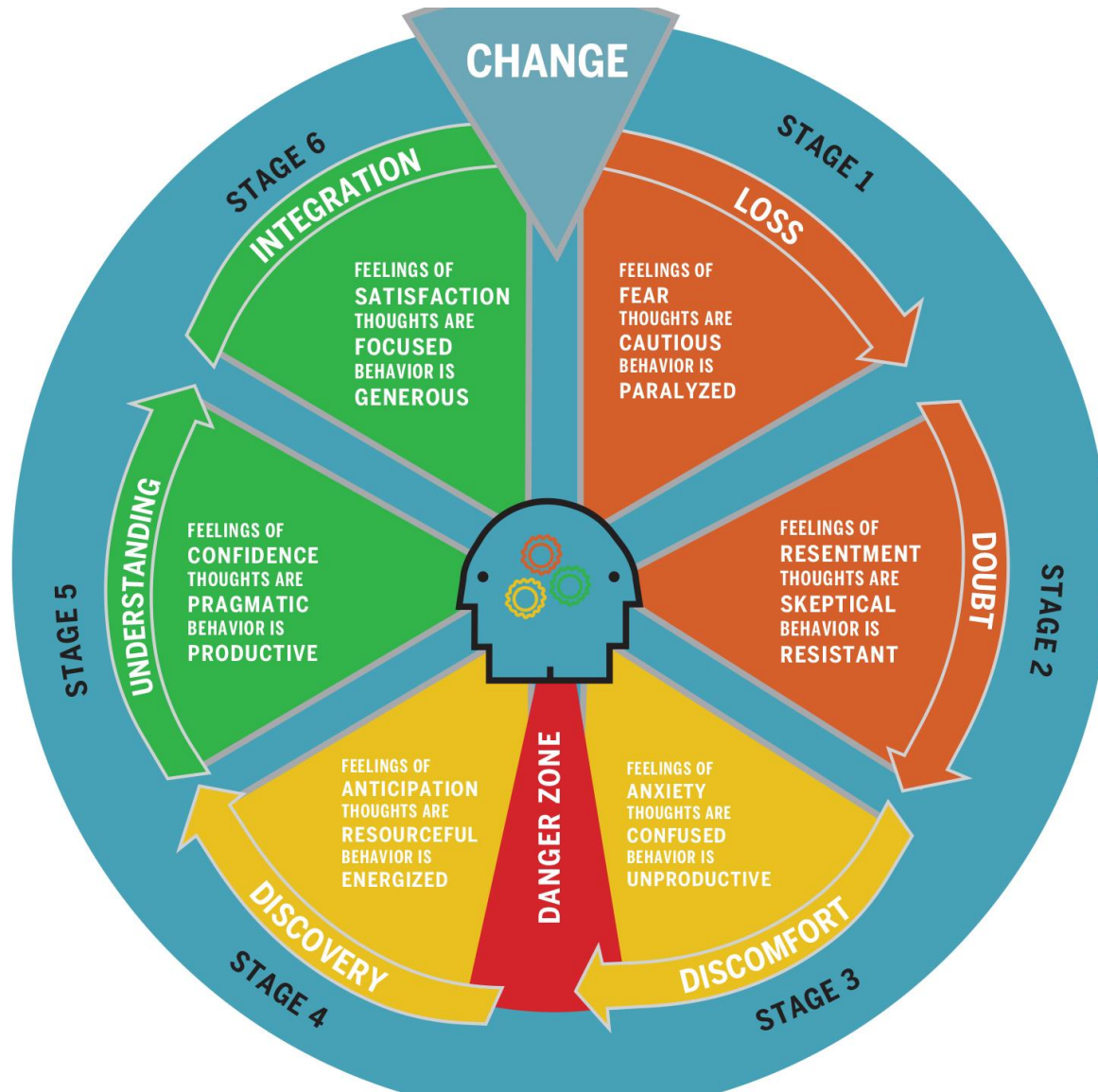
SOOTHE
SYSTEMS



SEE THEM



CREATE SECURE
ATTACHMENTS



Understand the
CHANGE PROCESS-
(it can help people be
seen and understood)

For the 4 S's—
What is in a name?
Everything...



- Ask the person to pronounce it and actively listen.
- It is OK to ask someone to pronounce again.
- Avoid long stories about how difficult it is or unique it is.
- Be an ally- if you hear someone's name being mispronounced- gently correct.
- Have people rename themselves with their preferred name.
- If they choose with their phonetic pronunciation
- If they would- include pronouns

WHY Gender pronouns?

(If YOU have never had to worry about this— it might not seem important.)

- To have a singular and visible gender identity is a privilege.
- Not everybody has this privilege; those that are referred to with the wrong pronoun can feel disrespected, invalidated, and alienated.
- You can't always tell what someone's gender pronouns are by looking at them.
- It is much more inclusive to make gender pronouns clear.

"You are the medium."

– Rob Bell

"If it is present in
you...it will be
present in your
talk"

"Your
message/content
comes through
who you are"

Context Beyond Tech

Where will it be?

- What is the setting?

Who am I communicating with?

- Do I have history with them?
- Do I need to name/tame feelings?
 - Resentment
 - Boredom
 - Anger
- Do you have an expectation about their response?

What do I have for or against the topic?

- What fire do I bring to the topic?
- Am I a half step ahead?



Pitfalls to Avoid

1. Teaching alone
2. Starting with housekeeping
3. Believing cameras on = learning
4. Prioritizing compliance over connection
5. Trying to have all the answers
6. Using technology...well...just because

Closing Considerations

- How to close
- End on a high note
- Say good-bye
- Signal "last call"
- Avoid clock as the decider
- Embed reflection
- Prepare for "re-entry"



[This Photo](#) by Unknown author is licensed under [CC BY-SA](#).